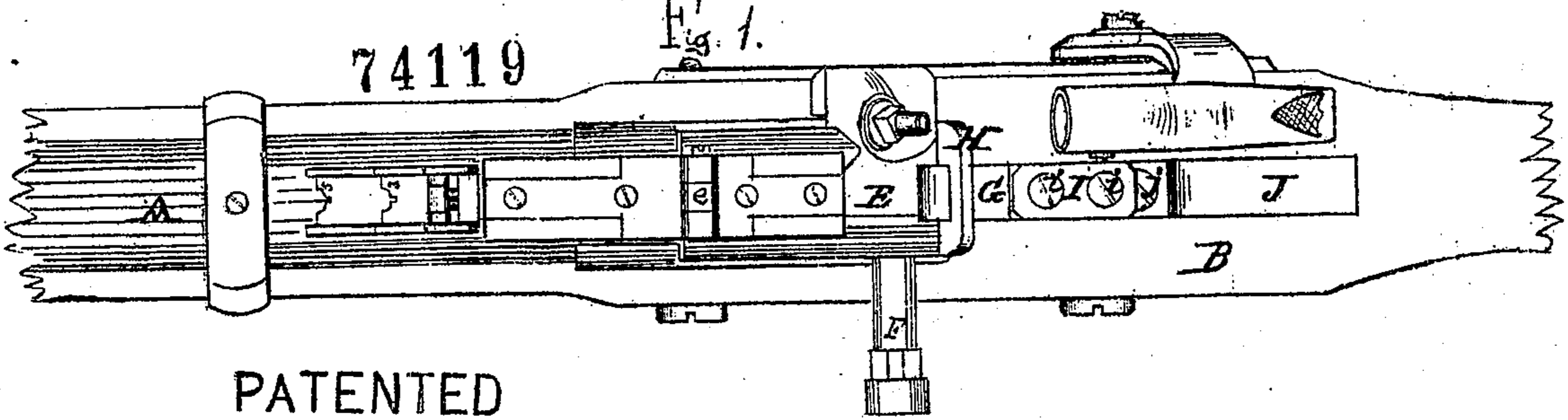


FLORENT MULLER .

JMPF. BREECHLOADING FIRE ARMS

74119

Fig. 1.



PATENTED
FEB 4 1868

Fig. 2.

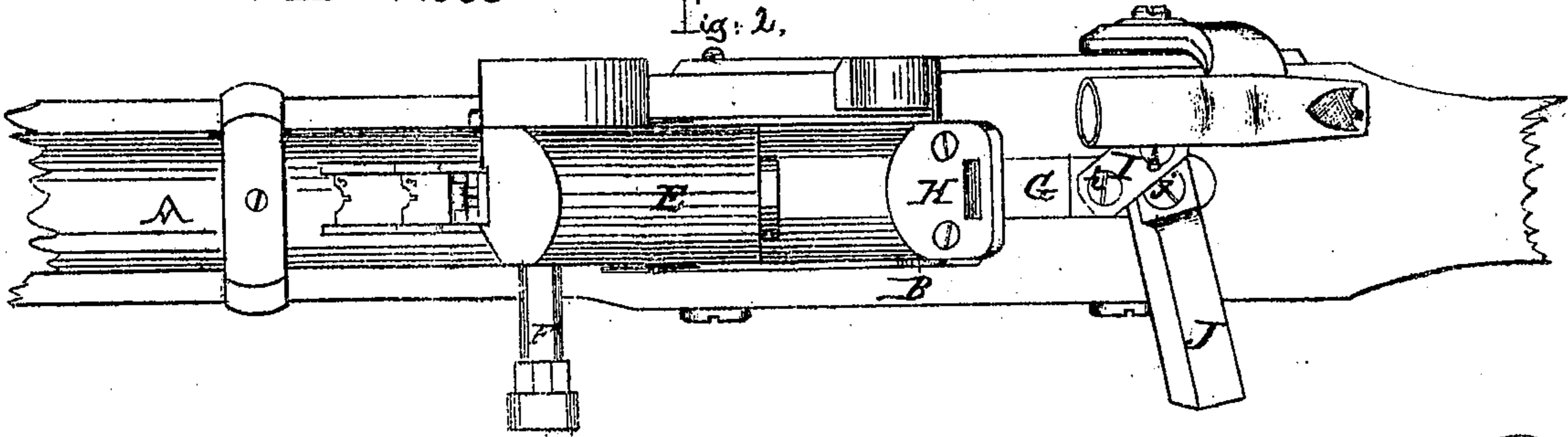


Fig. 3.

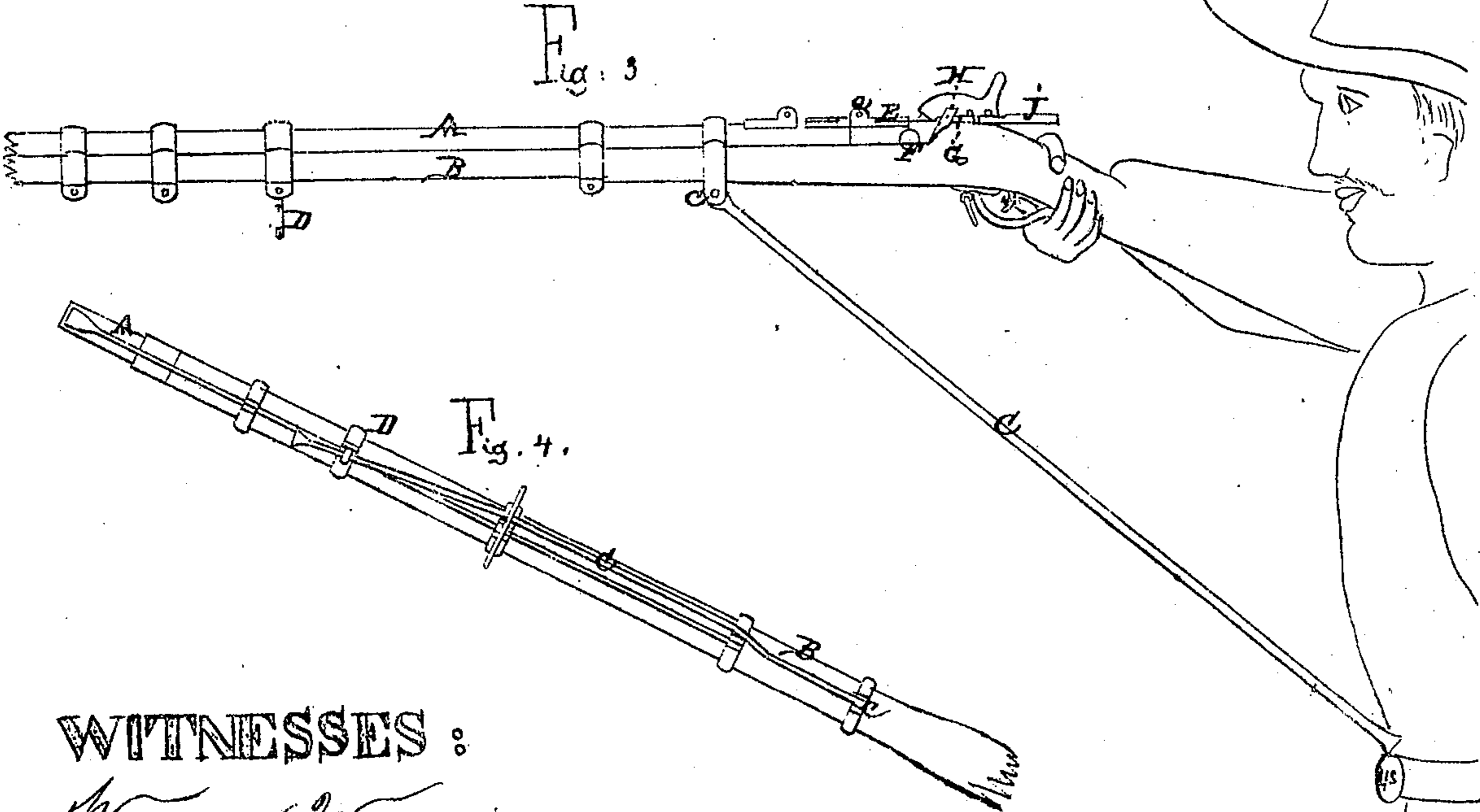
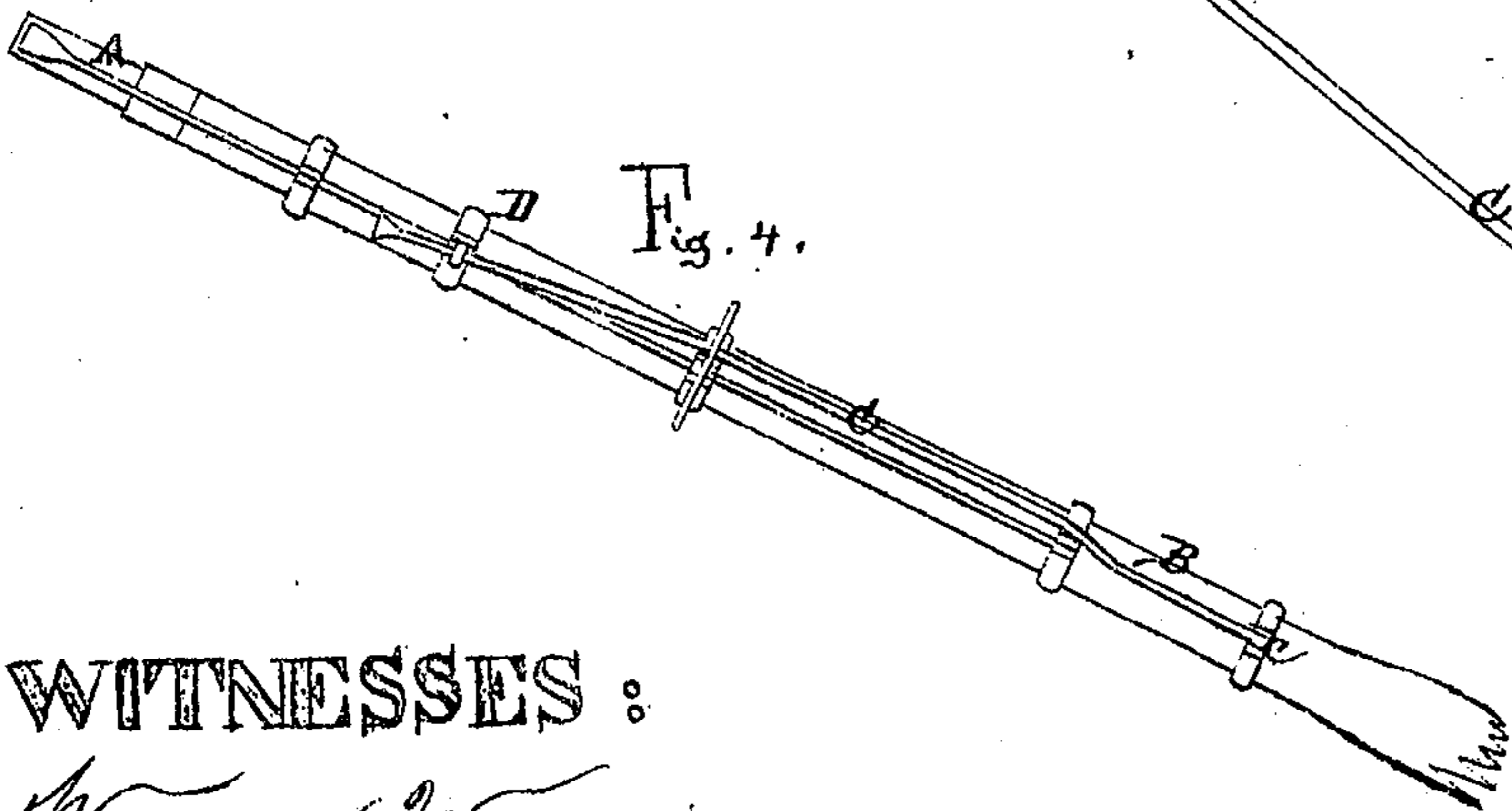


Fig. 4.



WITNESSES :

William Henry
D. Curran

INVENTOR :

Florent Muller
By W. H. H. H. H. H.
Attorney

United States Patent Office.

FLORENT MULLER, OF HARTFORD, CONNECTICUT.

Letters Patent No. 74,119, dated February 4, 1868.

IMPROVEMENT IN BREECH-LOADING FIRE-ARMS.

The Schedule referred to in these Letters Patent and making part of the same.

TO ALL WHOM IT MAY CONCERN:

Be it known that I, FLORENT MULLER, of Hartford, in the county of Hartford, and State of Connecticut, have invented certain new and useful Improvements in Breech-Loading Fire-Arms; and I do hereby declare the following to be a full, clear, and exact description of the same, reference being had to the accompanying drawings, which are made part of this specification.

This invention consists, first, in the employment of a slide, operated through the medium of a finger-lever and slotted link, and employed to lock and release the chambered breech-block, which swings vertically upon a hinge-joint to receive the charge; second, in the provision of a rod which, being hinged to the gun at one extremity, is adapted, by resting upon the cartridge-belt, to sustain the gun in position for firing, thus leaving the hand free to manipulate the breech-block, and insert the cartridges, and keeping the arm presented from the shoulder as long as the spring is desired to be kept up.

Figures 1 and 2 are top views of a portion of a musket embodying my invention.

Figure 3 is an elevation illustrating the function of the rod or rest.

Figure 4 is an inverted plan, representing the mode of holding the rod or rest in its inoperative position.

Similar letters of reference indicate corresponding parts in the several figures.

In the drawings, A may represent the barrel and B the stock of a breech-loading musket, rifle, or shot-gun. C is a rod hinged to one of the bands or straps at c. When the gun is levelled or presented from the shoulder, the free extremity of the rod C is made to rest upon the cartridge-belt, as illustrated in fig. 3, in which position it sustains the gun, and enables the discharges to be made in more rapid succession, as one hand is free to manipulate the breech-block and insert the cartridge, and it is not required to lower the gun from the shoulder after each discharge. If desired, the cartridge-belt may be provided with a metallic or other socket to accommodate the free end of rod C, and avoid undue pressure against the person when not in use. The rod C is turned up, so as to rest closely against the under side of the stock, in which position it is held by engagement with the catch D, as represented in fig. 4. E is the chambered breech-block, which is hinged to the barrel at e, and adapted to be turned to its open or closed position, by means of the laterally-projecting handle F. G is a slide adapted to traverse a groove in the top or upper side of the breech, and retained in operating position by the slotted guide-plate H, through which it plays. By means of the link I and screws or pins i i, the slide G, connected with the pivoted lever J; which being vibrated by the application of the finger, serves to advance or retract the slide G, the latter being thereby made to lock or release the breech-block E, as represented in figs. 1 and 2, respectively, the breech-block E is turned up, and the cartridge inserted at its forward extremity, and then depressed and locked, preparatory to firing. The slide G is formed with a longitudinal slot, the sides of which embrace the pivot j, upon which J vibrates. The slide pivot j is thus made to serve the purpose of a guide. The apertures in the link I, which receive the pins i, are elongated, so as to give said link a sufficient degree of play.

Having thus described my invention, what I claim as new herein, and desire to secure by Letters Patent, is—

The combination, with the hinged breech-block E, of the locking-slide G and lever J, applied and operating substantially as and for the purpose set forth.

The above specification of my improvement in breech-loading fire-arms signed, this 26th day of April, 1867.

FLORENT MULLER.

Witnesses:

WM. A. WIEDERSHEIM,
ALEX' R. A. C. KLAUCKE.